

# Effects of biochar and polyacrylamide on decomposition of soil organic matter and $^{14}\text{C}$ -labeled alfalfa residues

Yasser Mahmoud Awad<sup>1,2</sup> · Sang Soo Lee<sup>1</sup> · Yong Sik Ok<sup>1</sup> · Yakov Kuzyakov<sup>3,4</sup>

Received: 29 September 2015 / Accepted: 22 January 2016 / Published online: 10 February 2016  
© Springer-Verlag Berlin Heidelberg 2016

## Abstract

**Purpose** Various soil conditioners, such as biochar (BC) and anionic polyacrylamide (PAM), improve soil fertility and susceptibility to erosion, and may alter microbial accessibility and decomposition of soil organic matter (SOM) and plant residues. To date, no attempts have been made to study the effects of BC in combination with PAM on the decomposition of soil SOM and plant residues. The objective of this study was to evaluate the effects of BC, PAM, and their combination on the decomposition of SOM and alfalfa residues.

**Materials and methods** An 80-day incubation experiment was carried out to investigate the effects of oak wood biochar (BC; 10 Mg ha<sup>-1</sup>), PAM (80 kg ha<sup>-1</sup>), and their combination (BC + PAM) on decomposition of SOM and  $^{14}\text{C}$ -labeled alfalfa (*Medicago sativa* L.) residues by measuring CO<sub>2</sub> efflux, microbial biomass, and specific respiration activity.

**Results and discussion** No conditioner exerted a significant effect on SOM decomposition over the 80 days of incubation.

PAM increased cumulative CO<sub>2</sub> efflux at 55–80 days of incubation on average of 6.7 % compared to the soil with plant residue. This was confirmed by the increased MBN and MB $^{14}\text{C}$  at 80 days of incubation in PAM-treated soil with plant residue compared to the control. In contrast, BC and BC + PAM decreased plant residue decomposition compared to that in PAM-treated soil and the respective control soil during the 80 days. BC and BC + PAM decreased MBC in soil at 2 days of incubation indicated that BC suppressed soil microorganisms and, therefore, decreased the decomposition of plant residue.

**Conclusions** The addition of oak wood BC alone or in combination with PAM to soil decreased the decomposition of plant residue.

**Keywords**  $^{14}\text{C}$ -alfalfa residue decomposition · Biochar · Microbial biomass · Polyacrylamide · Soil organic matter

Responsible editor: Hailong Wang

✉ Yasser Mahmoud Awad  
ryasser@gmail.com

Yong Sik Ok  
soilok@kangwon.ac.kr

<sup>1</sup> Korea Biochar Research Center, Kangwon National University, Chuncheon 24341, Korea

<sup>2</sup> Faculty of Agriculture, Suez Canal University, Ismailia 41522, Egypt

<sup>3</sup> Department of Soil Science of Temperate Ecosystems, Department of Agricultural Soil Science, University of Göttingen, 37077 Göttingen, Germany

<sup>4</sup> Institute of Environmental Sciences, Kazan Federal University, 420049 Kazan, Russia

## 1 Introduction

The loss of topsoil with soil organic matter (SOM) because of erosion reduces soil quality and crop production (Nagle 2002; Lee et al. 2015). In particular, SOM improves soil aggregation, water retention, microbial biomass and activity, and plant-available nutrients, contributing to maintenance of soil quality (Mikha and Rice 2004; Atul-Nayyar et al. 2009; Lee et al. 2009; Katsalirou et al. 2010). Therefore, developing a method to maintain SOM and reduce soil erosion is necessary.

From a practical point of view, carbon input is a promising technology to increase SOM and improve soil quality (Awad et al. 2012). As the main source of organic C, adding plant residue is an important strategy to maintain SOM, improve soil quality, and promote crop production (Blagodatskaya et al. 2009; Chen et al. 2009; Guzman and Al-Kaisi 2010).

In addition, plant residue decreased soil erosion and surface runoff, owing to a 12 % reduction of soil loss (Santhi et al. 2006; Panagos et al. 2015). Notably, labile organic C in plant residue stabilizes soil aggregates (Abiven et al. 2008; Langer and Rinklebe 2011). In particular, degraded plant C binds microaggregates (<0.25 mm) to form stable macroaggregates (>0.25 mm) (Abiven et al. 2008). Understanding C turnover, which is associated with plant residue and SOM decomposition, is necessary to predict the effects of agricultural practices on soil C sequestration (Fu et al. 2000; Kuzyakov 2006). Applying  $^{14}\text{C}$ -labeled plant residue to soil facilitates the investigation of C flux in plant/soil systems and determines the decomposition rate of plant residue (Chen et al. 2009).

As a good soil conditioner, biochar (BC) improves soil quality and productivity in term of increased SOC content, cation exchange capacity (CEC), and plant-available nutrients (Glaser et al. 2002; Jones et al. 2011; Kuzyakov et al. 2014; Lehmann et al. 2006, 2015; Liu et al. 2016). BC has also been used to remediate organic and inorganic pollutants from contaminated soils (Ahmad et al. 2014; Ok et al. 2015; Rinklebe et al. 2016). Wood BC decreases soil bulk density and improves aggregation, contributing to a pronounced decrease in soil loss (Jien and Wang 2013; Lee et al. 2015). In contrast, the stability of wood biochar against microbial decomposition typically contributes to C storage or sequestration (Ameloot et al. 2013; Bandara et al. 2015). However, little is known about the effects of BC on soil microbial activities (Lehmann et al. 2011). In contrast, anionic polyacrylamide (PAM) improves the physicochemical and biological properties of soil and reduces erosion and runoff as a binding agent by stabilizing the outer surfaces of aggregates, increasing aggregate stability, and therefore, improving water penetration (Levy and Miller 1999; Sojka et al. 2007; Wu et al. 2012; Awad et al. 2013). Moreover, PAM is highly resistant to microbial degradation, with a decomposition rate of  $\sim 10\%$  year $^{-1}$ , and, therefore, can be efficiently used as a soil conditioner for long periods (Lee et al. 2010). The short-term dynamics of C caused by PAM or BC should be assessed to reduce erosion and maintain soil quality (Lu and Zhang 2015).

A combination of oak wood BC and PAM improves soil physicochemical properties and reduces runoff and soil loss under simulated and natural rainfall (Lee et al. 2015). Therefore, the interactive effects of BC and PAM on the decomposition of SOM and plant residue should be investigated.

We hypothesized that oak wood BC may suppress plant residue decomposition in soil. In addition, the combination of BC and PAM may represent a promising technology to sequester C in the soil by decreasing plant residue decomposition. To date, no research evaluated the decomposition of plant residue in response to application of a combination of biochar and polyacrylamide. Therefore, in this study, we investigated the effect of BC, PM, or BC + PAM on the decomposition of SOM and  $^{14}\text{C}$ -labeled alfalfa plant residue in soils. Herein, for the first time, we report the interactive effects of BC and PAM on the decomposition of SOM and plant residue in soil by measuring microbial biomass and specific respiration activity.

## 2 Materials and methods

### 2.1 Soil collection and analyses

Soil was collected from Ap horizon (0–30 cm) from an agricultural field in Hongcheon, Gangwon Province, Korea. The soil was air-dried, homogenized, and passed through a 2-mm sieve. Soil texture was measured by the pipette method (Sheldrick and Wang 1993), and soil water holding capacity (17.33 %) was determined gravimetrically (Veihmeyer and Hendrickson 1931). Soil pH and electrical conductivity (EC) were measured in 1:5 soil water extract using a pH-EC meter (Orion 3 Star, Thermo, Rockford, IL, USA). Soil total carbon (TC) and nitrogen (TN) contents were determined using a Multi N/C 2100 S analyzer (Analytik, Jena, Germany). The soil exchangeable cations were analyzed in 1 M  $\text{NH}_4\text{OAc}$  extract by inductively coupled plasma spectrometry (Sumner and Miller 1996), as shown in Table 1.

**Table 1** Physicochemical properties of the soil and characterization of biochar (BC) and anionic polyacrylamide (PAM)

	Sand	Silt	Clay	Texture	pH	EC <sup>a</sup>	TC <sup>b</sup>	TN <sup>c</sup>	C/N	Exchangeable cations			
										Ca <sup>2+</sup>	Mg <sup>2+</sup>	K <sup>+</sup>	Na <sup>+</sup>
	————— % —————					dS m <sup>-1</sup>	%	%		————— cmol(+) kg <sup>-1</sup> —————			
Soil	45.58	31.13	23.29	Loam	6.15	0.05	1.04	0.09	11.45	7.24	2.17	0.06	0.07
BC	—	—	—		10.17	2.15	83.15	0.39	213.21	17.99	3.24	0.06	12.00
PAM	—	—	—		7.40	—	42.20	16.20	2.60	—	—	—	—

<sup>a</sup> electrical conductivity

<sup>b</sup> total carbon

<sup>c</sup> total nitrogen

## 2.2 Characteristics of soil conditioners

Oak wood biochar (Sootgase, Hoengseong, Gangwon Province, Korea) produced at 400 °C and anionic polyacrylamide (Magnafloc 336, Ciba Canada Ltd., Mississauga, Ontario, Canada) were applied to the soil in an incubation experiment. Biochar (BC) at 10 Mg ha<sup>-1</sup> was mixed with soil, and a 500 mg L<sup>-1</sup> solution of anionic polyacrylamide (PAM) was applied at a rate of 80 kg ha<sup>-1</sup>. The application rates of BC and PAM were chosen according to Lee et al. (2015). BC comprised 31.4 % mobile matter, 5 % ash, surface area of 270.8 m<sup>2</sup> g<sup>-1</sup>, a pore volume of 0.12 cm<sup>3</sup> g<sup>-1</sup>, and an average pore size of 1.1 nm (Ahmad et al. 2012; Table 1).

## 2.3 Incubation

The first factor was soil conditioners (BC, PAM, and BC + PAM), along with untreated soil as a control, and the second factor was addition of 100-mg <sup>14</sup>C-labeled alfalfa residue (21, 400 disintegrations per minute (DPM) mg<sup>-1</sup>) per 30 g soil. Alfalfa (*Medicago sativa* L.) plants were labeled three times in a <sup>14</sup>CO<sub>2</sub> atmosphere according to the method described by Gocke et al. (2011) to produce the <sup>14</sup>C-labeled litter and then ground using a ball mill (MM2, FaRetsch). Plant residues were thoroughly mixed with 30 g of air-dried soil containing one of the four soil conditioners above. The treated soils were placed in closed vessels, maintained at 70 % of water holding capacity with deionized water, and then incubated at 22 °C for 80 days. Four replicates were performed.

Small vials containing 2 mL of 1.0 M NaOH were placed in the vessels to trap CO<sub>2</sub>. These vessels were changed at 1, 2, 3, 4, 5, 7, 10, 17, 24, 31, 38, 52, 66, and 80 days of incubation to measure CO<sub>2</sub> and <sup>14</sup>C activity. Additionally, four blank vessels containing only NaOH were used as controls.

## 2.4 CO<sub>2</sub> efflux and <sup>14</sup>C analyses

NaOH solution (1.0 M) was prepared to trap CO<sub>2</sub>, and trapped CO<sub>2</sub> was precipitated by 0.5 M BaCl<sub>2</sub> solution to estimate CO<sub>2</sub> efflux rates. The NaOH solution was titrated with 0.1 M HCl against phenolphthalein indicator (Zibilske 1994). A 0.4-mL aliquot of NaOH solution was mixed with 2 mL of Rothiscint-22x scintillation cocktail (Carl Roth Co., Karlsruhe, Germany) to measure <sup>14</sup>C activity after decay of chemiluminescence by a liquid scintillation counter (MicroBeta TriLux, 205 Perkin Elmer Inc., Waltham, MA, USA). The measurement error did not exceed 3 %, and the <sup>14</sup>C counting efficiency was ~93 %.

## 2.5 Microbial biomass

After 2 and 80 days of incubation, soil microbial biomass C (MBC) and N (MBN) were analyzed by the chloroform

fumigation-extraction method (modified after Vance et al. (1987)). Specifically, 5 g of soil were extracted with 20 mL of 0.05 M K<sub>2</sub>SO<sub>4</sub>. Another portion of 5 g soil was fumigated with alcohol-free chloroform (CHCl<sub>3</sub>) in a desiccator for 48 h, after which the soil was extracted as described for the unfumigated soil. The extracts were frozen until being analyzed for TC and TN using a multi N/C 2100 S analyzer (Analytik Jena, Germany). To calculate <sup>14</sup>C incorporation in microbial biomass derived from plant residue, <sup>14</sup>C activity was measured in the K<sub>2</sub>SO<sub>4</sub>-extractable C in fumigated and unfumigated soils by mixing 2 mL of soil extract with 5 mL of scintillation cocktail (Blagodatskaya et al. 2011).

## 2.6 Calculations and statistical analysis

<sup>14</sup>CO<sub>2</sub> efflux from labeled plant residue was estimated as the percentage of initial input. <sup>14</sup>C activity and CO<sub>2</sub> efflux rates were calculated as described by Kuzyakov and Cheng (2004) and Van Groenigen et al. (2005). MBC and MBN values were estimated as described by Wu et al. (1990) and Brookes et al. (1985), respectively. Microbial biomass <sup>14</sup>C (% of <sup>14</sup>C input) was calculated as follows:

$$MB^{14}C = ([MB^{14}C_F - MB^{14}C_{Unf}] : ^{14}C_{input}) \times 100$$

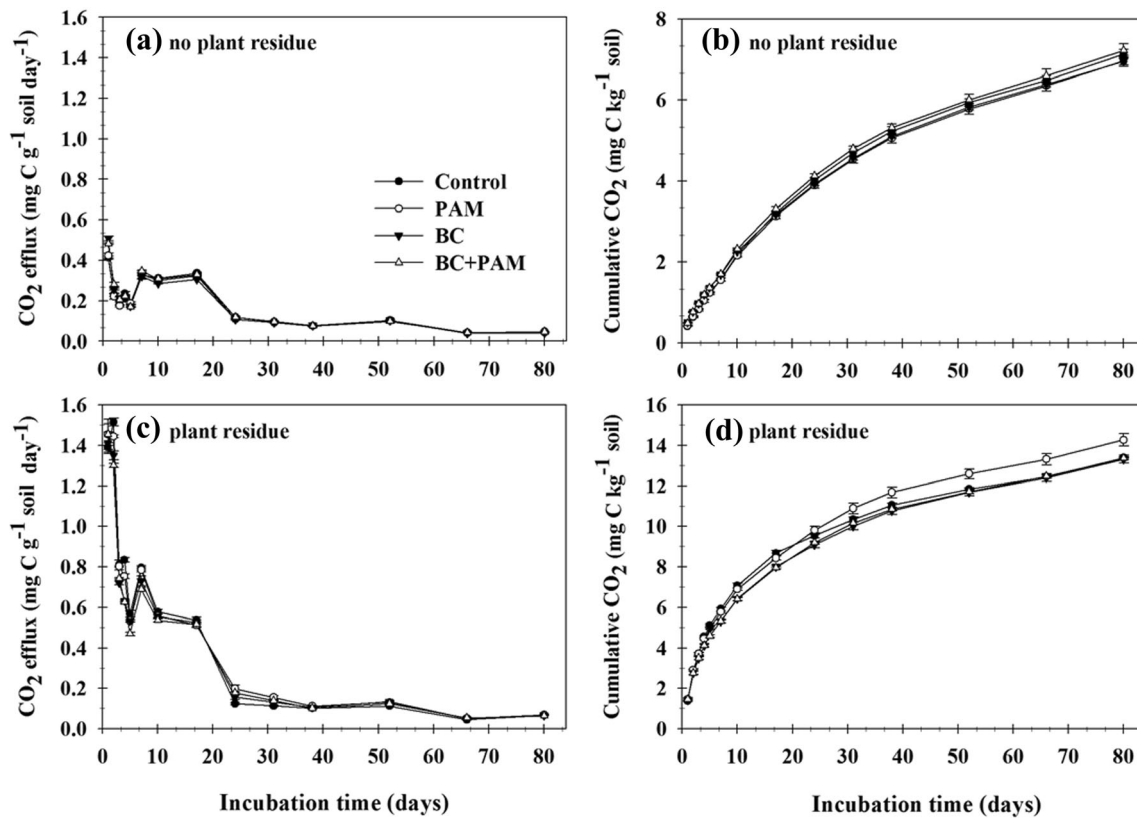
where MB<sup>14</sup>C<sub>F</sub> is the activity of <sup>14</sup>C in fumigated soil extract (DPM g<sup>-1</sup>), MB<sup>14</sup>C<sub>Unf</sub> is the activity of <sup>14</sup>C in unfumigated soil extract (DPM g<sup>-1</sup>), and <sup>14</sup>C<sub>input</sub> is the activity of <sup>14</sup>C-labeled plant residue input (DPM g<sup>-1</sup>). The metabolic quotient (*q*CO<sub>2</sub>) or specific respiration activity was estimated as the CO<sub>2</sub> production per unit MBC and time (mg of C mineralized per g of microbial biomass per unit time; mg CO<sub>2</sub>-C h<sup>-1</sup> g<sup>-1</sup> microbial biomass C) (Leita et al. 1995).

The standard error of the mean was calculated. A two-way factorial analysis of variance and Tukey's honestly significant difference test at a 0.05 probability level were performed to compare means. Data were analyzed using the SAS/STAT® 9.3 computer software package (SAS 2004).

## 3 Results

### 3.1 CO<sub>2</sub> efflux

For soils without plant residue, the highest CO<sub>2</sub> efflux rate was observed after 1 day of incubation and then decreased until 24 days of incubation. CO<sub>2</sub> efflux then remained stable low level until the end of incubation (or 80 days) (Fig. 1a). No significant differences in CO<sub>2</sub> efflux rates were observed in soils with BC, PAM, or BC + PAM compared to the control or no soil conditioner. No significant differences in cumulative CO<sub>2</sub> were found after adding BC, PAM, or BC + PAM compared to the control (Fig. 1b).



**Fig. 1** CO<sub>2</sub> efflux rates (mg C day<sup>-1</sup> g<sup>-1</sup> soil) and cumulative CO<sub>2</sub> efflux (mg C kg<sup>-1</sup> soil) from soils treated with conditioners (control: untreated soil, PAM: polyacrylamide at 80 kg ha<sup>-1</sup>, BC: biochar at 10 Mg ha<sup>-1</sup>, and

BC + PAM: a combination of biochar and polyacrylamide) without (a, b) with (c, d) addition of plant residue. Error bars represent the standard error of the mean ( $n = 4$ )

For the soils with <sup>14</sup>C-labeled plant residue, the CO<sub>2</sub> efflux at 1 day of incubation was 3.4-fold higher than that of soil without plant residue (Fig. 1a, c). BC and BC + PAM addition decreased CO<sub>2</sub> efflux during 2–7 days of incubation by 9.6–25.1 % compared to the control (Fig. 1c). BC and BC + PAM addition decreased cumulative CO<sub>2</sub> efflux by 7.8 and 9.5 % on average at 4–24 days of incubation, respectively, compared to the control (Fig. 1d). In contrast, PAM increased the cumulative CO<sub>2</sub> efflux by an average of 6.6 % at 52–80 days of incubation, compared to the control.

### 3.2 Decomposition of <sup>14</sup>C-labeled plant residue in treated soils

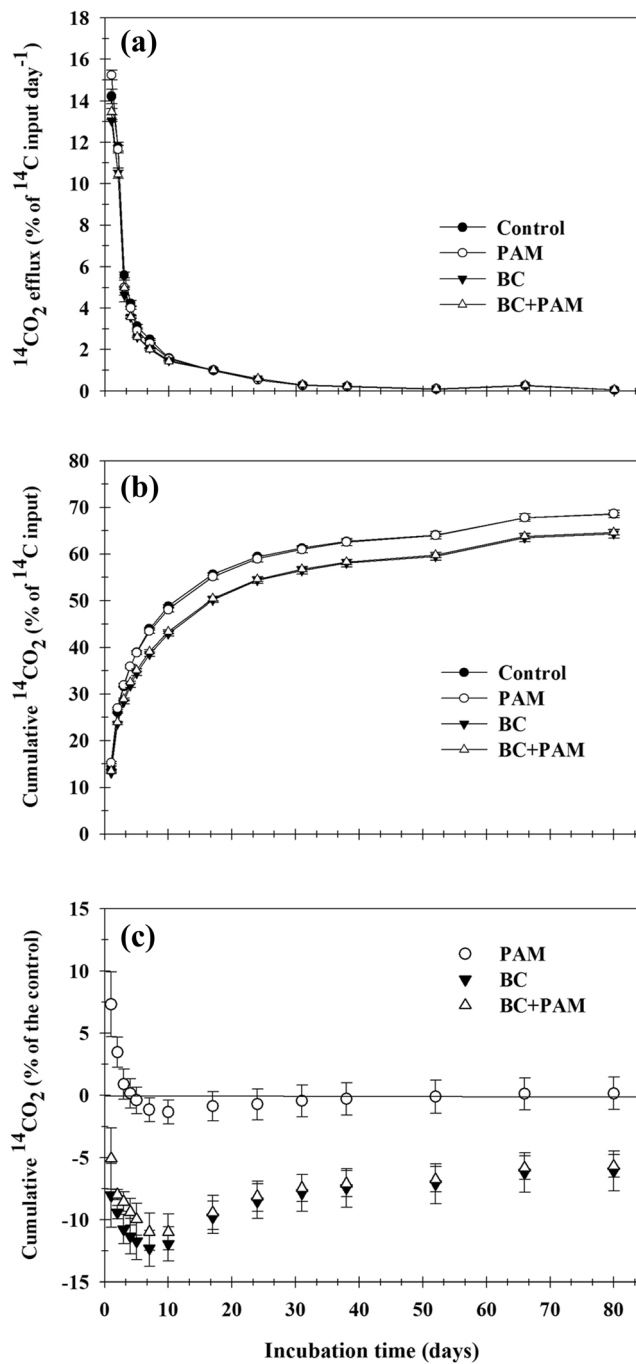
Decomposition of <sup>14</sup>C-labeled plant residue occurred in two phases: 1–24 days and 24–80 days of incubation. Based on <sup>14</sup>CO<sub>2</sub> efflux, the maximum plant residue decomposition rates occurred after 1 day of incubation, ranging from 13.1 to 15.2 % of <sup>14</sup>C input day<sup>-1</sup>, and then declined (Fig. 2a). PAM addition induced a slight short-term increase in <sup>14</sup>CO<sub>2</sub> efflux by 7.2 % at 1 day of incubation compared to the control. In contrast, BC

and BC + PAM decreased <sup>14</sup>C plant residue mineralization rates by 8.2–17.7 % at 1–10 days of incubation compared to the control (Fig. 2a).

During 80 days of incubation, the cumulative <sup>14</sup>CO<sub>2</sub> efflux of the BC and BC + PAM treated soils was significantly lower by 6.1–12.3 and 5.2–11 %, respectively, than that of the control (Fig. 2b, c). Additionally, BC and BC + PAM addition resulted in lower cumulative <sup>14</sup>CO<sub>2</sub> efflux at 80 days of incubation by 6.1 and 5.7 %, respectively. However, PAM induced a slight short-term increase in cumulative <sup>14</sup>CO<sub>2</sub> efflux from the soil after 1 and 2 days of incubation by an average of 5.3 % compared to the control (Fig. 2b, c). Based on <sup>14</sup>CO<sub>2</sub> efflux, ~64–68 % of <sup>14</sup>C input from plant residue was mineralized in soils during the 80 days of incubation.

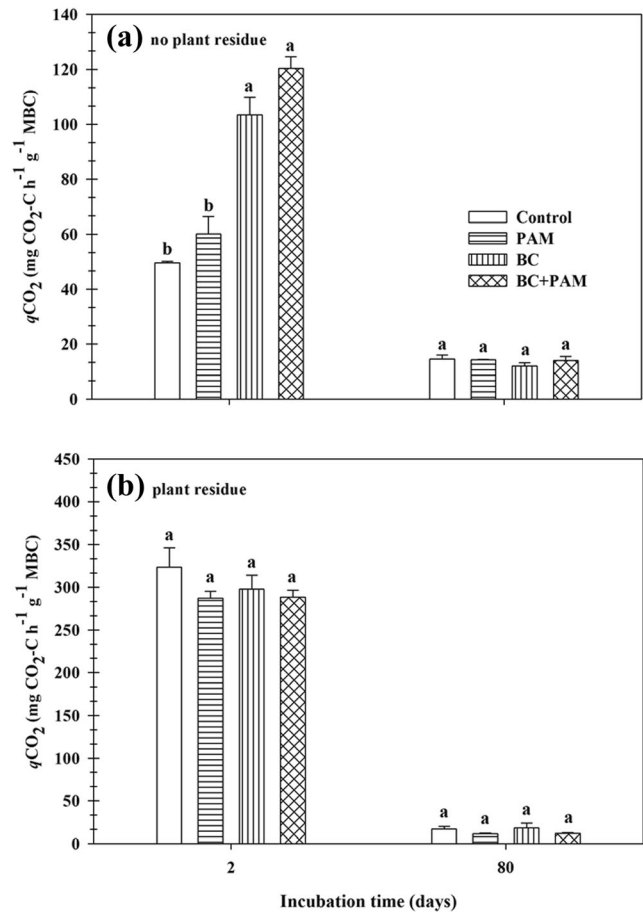
### 3.3 Specific respiration activity

For soils without plant residue, BC and BC + PAM addition increased  $q\text{CO}_2$  by 2.3-fold on average at 2 days of incubation when compared to the control (Fig. 3a). However, no significant difference in  $q\text{CO}_2$  among the conditioners with added



**Fig. 2** <sup>14</sup>CO<sub>2</sub> efflux rates (a, % of <sup>14</sup>C input day<sup>-1</sup>), cumulative <sup>14</sup>CO<sub>2</sub> efflux (b, % of <sup>14</sup>C input) and changes in cumulative <sup>14</sup>CO<sub>2</sub> relative to control (c) from decomposition of <sup>14</sup>C-labeled alfalfa residue in soils treated with conditioners (control: untreated soil, PAM: polyacrylamide at 80 kg ha<sup>-1</sup>, BC: biochar at 10 Mg ha<sup>-1</sup>, and BC + PAM: a combination of biochar and polyacrylamide). Error bars represent the standard error of the mean (n = 4)

plant residue including the control were observed at 2 and 80 days of incubation (Fig. 3b). For soils with plant residue, the *q*CO<sub>2</sub> at 2 days of incubation was 6.5-fold higher than that of soil without plant residue.



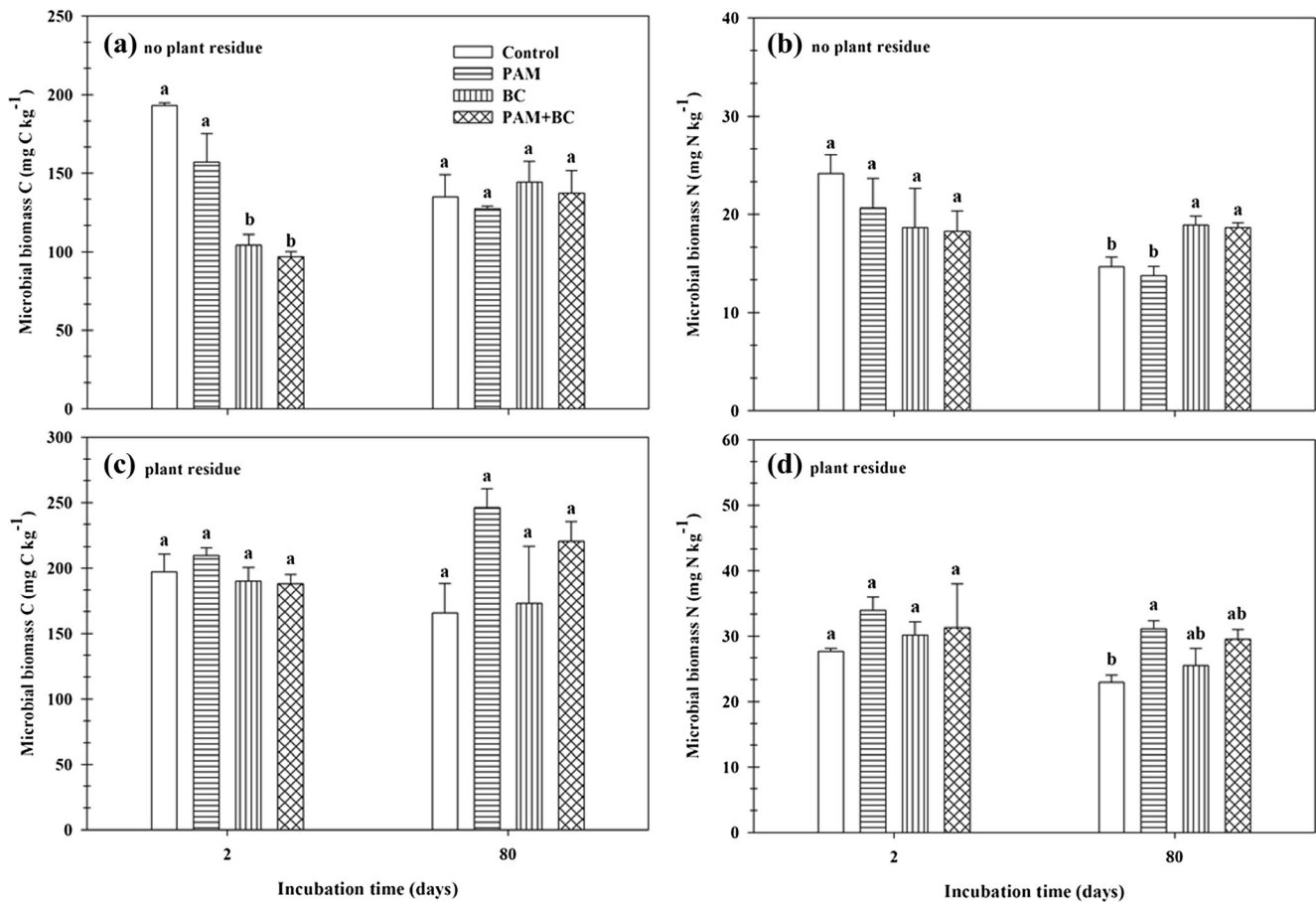
**Fig. 3** The metabolic quotient (*q*CO<sub>2</sub>) at 2 and 80 days in soils treated with conditioners (control: untreated soil, PAM: polyacrylamide at 80 kg ha<sup>-1</sup>, BC: biochar at 10 Mg ha<sup>-1</sup>, and BC + PAM: a combination of biochar and polyacrylamide) without (a)/with (b) addition of plant residue. Different letters above each bar indicate a significant difference at P ≤ 0.05. Error bars represent the standard error of the mean (n = 4)

### 3.4 Microbial biomass C, N, and <sup>14</sup>C

For soils without plant residue, BC and BC + PAM decreased soil MBC by 46.0 and 49.7 %, respectively, at 2 days of incubation (Fig. 4a). BC and BC + PAM addition to the soil suppressed MBC only at 2 days of incubation. No significant difference in MBN at 2 and 80 days of incubation was observed among conditioners and the control (Fig. 4b).

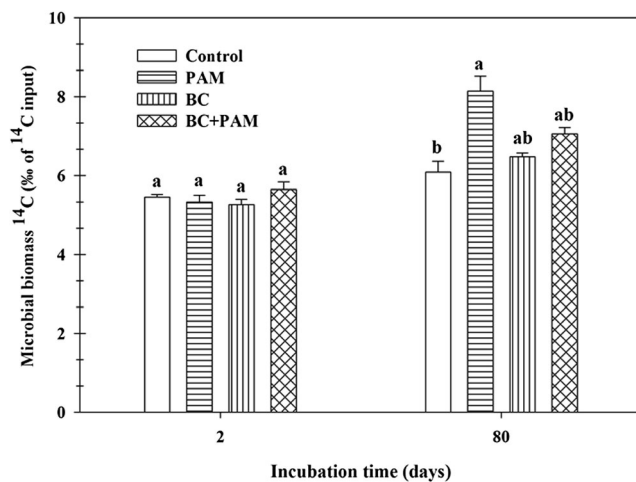
For soils with plant residue, no significant differences in MBC or MBN among conditioners including the control were observed at 2 and 80 days of incubation, with the exception of 35.5 % increase in MBN in PAM-treated soil at 80 days compared to the control (Fig. 4c, d).

Only PAM addition increased MB<sup>14</sup>C significantly by 33.8 % at 80 days of incubation compared to the control (Fig. 5).



**Fig. 4** Microbial biomass carbon (MBC) and nitrogen (MBN) at 2 and 80 days of incubation in soils treated with conditioners (control: untreated soil, PAM: polyacrylamide at 80 kg ha<sup>-1</sup>, BC: biochar at 10 Mg ha<sup>-1</sup>, and BC + PAM: a combination of biochar and polyacrylamide) without (a, b)/

with (c, d) addition of plant residue. Different letters above each bar indicate a significant difference at  $P \leq 0.05$ . Error bars represent the standard error of the mean ( $n = 4$ )



**Fig. 5** Microbial biomass <sup>14</sup>C (% of <sup>14</sup>C input) at 2 and 80 days of incubation in soils treated with conditioners (control: untreated soil, PAM: polyacrylamide at 80 kg ha<sup>-1</sup>, BC: biochar at 10 Mg ha<sup>-1</sup>, and BC + PAM: a combination of biochar and polyacrylamide) with addition of plant residue. Different letters above each bar indicate a significant difference at  $P \leq 0.05$ . Error bars represent the standard error of the mean ( $n = 4$ )

## 4 Discussion

### 4.1 Soil conditioners on SOM decomposition

Labile organic C in soil can be used by microorganisms, resulting in CO<sub>2</sub> emission (Awad et al. 2012, 2013). The sharp increase in CO<sub>2</sub> efflux at the first day of incubation occurred because of the accessibility of labile C in SOM or plant residue to soil microbes (Awad et al. 2012, 2013). Specifically, readily biodegradable organic C in soil and plant residue increases microbial respiration, thereby increasing CO<sub>2</sub> emissions (Usman et al. 2004; Awad et al. 2012; Vourlitis and Fernandez 2015). The mineralization rate of SOM was highest during 24 days of incubation and decreased thereafter (Fig. 1). This is due to the higher decomposition rate of readily biodegradable organic C by microorganisms. Thereafter, a decrease in labile organic C resulted in reduced CO<sub>2</sub> efflux rates at 24–80 days of incubation (Awad et al. 2012, 2013; Usman et al. 2004).

Based on CO<sub>2</sub> efflux, the BC, PAM, and BC + PAM treatments had no significant effects on SOM mineralization (Fig. 1a, b). Because the decomposition rate of biochar is extremely slow, its contribution to CO<sub>2</sub> efflux is negligible (Kuzyakov et al. 2009, 2014). For instance, Hilscher et al. (2009) observed no increase in CO<sub>2</sub> efflux rates after adding pine wood biochar to a loam soil. In addition, the decomposition rate of PAM (~10 % year<sup>-1</sup>) is faster than BC, and PAM can stimulate SOM mineralization by increasing available O<sub>2</sub> in soil (Entry et al. 2008); however, its effect may be negligible due to labile C availability and time limitation. BC and PAM exerted a minor effect on SOM decomposition based on CO<sub>2</sub> evolution because of the stability of these conditioners (Awad et al. 2012, 2013).

#### 4.2 Plant residue decomposition relative to microbial biomass

Application of fresh organic materials to soil increased CO<sub>2</sub> efflux rates over the first few days of incubation (Neale et al. 1997; Usman et al. 2004). Similar to the findings of Aerts (1997), high CO<sub>2</sub> and cumulative CO<sub>2</sub> effluxes evolved to the atmosphere from the decomposition of <sup>14</sup>C plant residue during 80 days of incubation compared to soils without plant residue (Fig. 2). Decomposition of plant residue occurred in two phases: 1–24 and 24–80 days of incubation, and indicated rapid decomposition of easily degradable components of plant residue (sugars, starch, and cellulose) and slow decomposition of recalcitrant compounds (lignin and phenolic components) (Dilly and Munch 2004; Chen et al. 2009; Awad et al. 2012).

The addition of PAM increased cumulative CO<sub>2</sub> emission at 52–80 days of incubation (Fig. 1d) and the decomposition of <sup>14</sup>C-labeled plant residue after 1 and 2 days of incubation was increased in PAM-treated soil compared to the control soil (Fig. 2). Therefore, PAM increased the decomposition of plant residue due to the improved macroaggregates. Compared to sandy or sandy loam soil in the study by Awad et al. (2012), the higher exchangeable Ca<sup>2+</sup> (7.2 cmol<sub>(+)</sub> kg<sup>-1</sup>) as electrolyte and clay (23.3 %) in loam soil increased the number of charged sites for bonding with PAM molecules (Levy and Miller 1999; Mamedov et al. 2007; Lee et al. 2010).

The high N content in PAM plays an important role in increasing the populations of microorganisms that decompose SOM (Caesar-TonThat et al. 2008). Available inorganic N may also be produced from hydrolysis of acrylamide in PAM under the aerobic conditions in soil macroaggregates (Abdelmagid and Tabatabai 1982; Kay-Shoemaker et al. 1998). The addition of PAM together with plant residue increased chitinase activity by 1.3-fold compared to that of untreated soil with plant residue (Awad et al. 2012). This mechanism was confirmed by the higher MBN and MB<sup>14</sup>C at 80 days of incubation in the PAM-treated soil compared to the control soil (Figs. 4d and 5).

Biochar alone and in combination with PAM suppressed added or native C mineralization based on CO<sub>2</sub> and <sup>14</sup>CO<sub>2</sub> efflux (Figs. 1 and 2). A high portion of <sup>14</sup>C-maize residue was stabilized in the soil after addition of BC and PAM as binders due to occlusion of labile residue-C into aggregates (Awad et al. 2013). These negative priming effects of biochar could also be due to its high sorption affinity for OM or labile plant residue substrates to its surface or within its pores, which decreases plant residue decomposition (Lehmann et al. 2011; Zimmerman et al. 2011). Liang et al. (2010) found a 2–3-fold lowered C respiration in BC-treated soil. Also, Bandara et al. (2015) reported reduced activities of extracellular enzymes, such as polyphenol oxidase and catalase, in BC-treated soil. In our study, BC may have acted as a binding agent for labile organic C during aggregate formation and physically inhibited the decomposition of SOM and plant residue (Brodowski et al. 2006). It is noteworthy that biochar sorbs microbial-produced enzymes onto its external surface or suppresses their activity (Zimmerman et al. 2011). This hypothesized mechanism was supported by the high surface area of 270 m<sup>2</sup> g<sup>-1</sup> of biochar in this study. A high pyrolytic temperature (400 °C) destroys aliphatic alkyl and ester groups, thereby increasing BC surface area (Chen et al. 2009). Additionally, biochars sorb SOM, which reduces their dissipation in the soil, owing to inaccessibility to microorganisms (Yang and Sheng 2003; Spokas et al. 2009; Kasozi et al. 2010). The effect of BC on the decomposition of SOM and plant residue is driven by pyrolysis conditions and feedstock type (Wang et al. 2012, 2013, 2015; Ahmad et al. 2014). In our study, BC produced from wood at 400 °C sorbed SOM, similar to the findings of Kasozi et al. (2010), in which BC produced from 400 to 650 °C had a larger nanopore surface area than that produced at a low pyrolytic temperature (<400 °C). Furthermore, the dissolved organic C content of BC-treated soil was decreased due to adsorption (Kasozi et al. 2010; Novak et al. 2016).

There was no significant difference in MBC and MBN values in soils treated with BC and BC + PAM because labile plant residue provides C or N to soil microorganisms, increasing their decomposition activity (Awad et al. 2012). Majumder and Kuzyakov (2010) reported that addition of plant residue resulted in a 1.7–5.4-fold increase in MBC compared to soil without added plant residue. The availability of labile C from plant residue is due to the higher microbial activity compared to that in soil without plant residue (Fu et al. 2000; Majumder and Kuzyakov 2010).

#### 4.3 Microbial biomass <sup>14</sup>C and metabolic quotient

The metabolic quotient was associated with optimal substrate utilization and environmental stress on soil microorganisms in the current study, as reported previously by Usman et al. (2004). No significant differences in qCO<sub>2</sub>, or MB-<sup>14</sup>C at

2 days of incubation in soil with plant residue were observed (Figs. 3b and 5). This may be due to the large amount of respired C during the 1 day of incubation as well as mineralization of the available labile organic C in soil. These findings are in agreement with previous reports (Fontaine et al. 2003; Hamer and Marschner 2005). Addition of plant residue increased the  $q\text{CO}_2$  significantly compared to control soil without plant residue or soil treated with BC and BC + PAM (Fig. 3), due to the large amount of dissolved organic C. Similar to our findings, Usman et al. (2004) reported a higher  $q\text{CO}_2$  after application of sewage sludge to soil. The lower  $q\text{CO}_2$  values at the end of incubation indicate lower microbial respiration due to reduced available C levels (Griffiths et al. 1998; Usman et al. 2004). Thus, addition of plant residue led to an increase in dissolved organic C, thereby increasing the microbial respired  $\text{CO}_2\text{-C}$  compared to soil without plant residue (Awad et al. 2012).

## 5 Conclusions

Based on cumulative  $\text{CO}_2$  emission, there was no significant difference in SOM mineralization after addition of BC, PAM, or their combination compared to control soil without plant residue. In contrast to PAM, BC and BC + PAM increased specific respiration activity ( $q\text{CO}_2$ ) at 2 days of incubation in soil without plant residue. For soils with plant residue, the addition of PAM alone increased the cumulative  $\text{CO}_2$  efflux compared to other treatments and the control. This was due to the increased MBN and  $\text{MB}^{14}\text{C}$  at 80 days of incubation in soil with plant residue compared to the control. BC alone or in combination with PAM suppressed the MBC and decreased the decomposition of plant residue compared to that in the control soil. This was confirmed by the suppression of microorganisms by BC because of the dissolved organic C content of BC-treated soil was decreased due to adsorption.

**Acknowledgments** This work was carried out with the support of the “Cooperative Research Program for Agricultural Science & Technology Development (Project No. PJ010182042015)”, Rural Development Administration, Republic of Korea. This work was supported by the National Research Foundation of Korea Grant funded by the Korea Government (NRF-2015R1A2A2A11001432).

## References

- Abdelmagid HM, Tabatabai MA (1982) Decomposition of acrylamide in soils. *J Environ Qual* 11:701–704
- Abiven S, Menasseri S, Angers DA, Leterme P (2008) A model to predict soil aggregate stability dynamics following organic residue incorporation under field conditions. *Soil Sci Soc Am J* 72:119–125
- Aerts R (1997) Climate, leaf litter chemistry and leaf litter decomposition in terrestrial ecosystems: a triangular relationship. *Oikos* 79:439–449
- Ahmad M, Lee SS, Yang JE, Ro H-M, Lee YH, Ok YS (2012) Effects of soil dilution and amendments (mussel shell, cow bone, and biochar) on Pb availability and phytotoxicity in military shooting range soil. *Ecotoxicol Environ Saf* 79:225–231
- Ahmad M, Rajapaksha AU, Lim JE, Zhang M, Bolan N, Mohan D, Vithanage M, Lee SS, Ok YS (2014) Biochar as a sorbent for contaminant management in soil and water: a review. *Chemosphere* 99:19–33
- Ameloot N, Graber ER, Verheijen FG, De Neve S (2013) Interactions between biochar stability and soil organisms: review and research needs. *Eur J Soil Sci* 64:379–390
- Atul-Nayyar A, Hamel C, Hanson K, Germida J (2009) The arbuscular mycorrhizal symbiosis links N mineralization to plant demand. *Mycorrhiza* 19:239–246
- Awad YM, Blagodatskaya E, Ok YS, Kuzyakov Y (2012) Effects of polyacrylamide, biopolymer, and biochar on decomposition of soil organic matter and plant residues as determined by  $^{14}\text{C}$  and enzyme activities. *Eur J Soil Biol* 48:1–10
- Awad Y, Blagodatskaya E, Ok Y, Kuzyakov Y (2013) Effects of polyacrylamide, biopolymer and biochar on the decomposition of  $^{14}\text{C}$ -labelled maize residues and on their stabilization in soil aggregates. *Eur J Soil Sci* 64:488–499
- Bandara T, Herath I, Kumarathilaka P, Seneviratne M, Seneviratne G, Rajakaruna N, Vithanage M, Ok YS (2015) Role of woody biochar and fungal-bacterial co-inoculation on enzyme activity and metal immobilization in serpentine soil. *J Soils Sediments*. doi:10.1007/s11368-015-1243-y
- Blagodatskaya E, Blagodatsky S, Anderson TH, Kuzyakov Y (2009) Contrasting effects of glucose, living roots and maize straw on microbial growth kinetics and substrate availability in soil. *Eur J Soil Sci* 60:186–197
- Blagodatskaya E, Yuyukina T, Blagodatsky S, Kuzyakov Y (2011) Three-source-partitioning of microbial biomass and of  $\text{CO}_2$  efflux from soil to evaluate mechanisms of priming effects. *Soil Biol Biochem* 43:778–786
- Brodowski S, John B, Flessa H, Amelung W (2006) Aggregate-occluded black carbon in soil. *Eur J Soil Sci* 57:539–546
- Brookes PC, Landman A, Pruden G, Jenkinson D (1985) Chloroform fumigation and the release of soil nitrogen: a rapid direct extraction method to measure microbial biomass nitrogen in soil. *Soil Biol Biochem* 17:837–842
- Caesar-TonThat T, Busscher W, Novak J, Gaskin J, Kim Y (2008) Effects of polyacrylamide and organic matter on microbes associated to soil aggregation of Norfolk loamy sand. *Appl Soil Ecol* 40:240–249
- Chen H, Fan M, Billen N, Stahr K, Kuzyakov Y (2009) Effect of land use types on decomposition of  $^{14}\text{C}$ -labelled maize residue (*Zea mays* L.). *Eur J Soil Biol* 45:123–130
- Dilly O, Munch JC (2004) Litter decomposition and microbial characteristics in agricultural soil in Northern, Central, and Southern Germany. *Soil Sci Plant Nutr* 50:843–853
- Entry JA, Sojka RE, Hicks BJ (2008) Carbon and nitrogen stable isotope ratios can estimate anionic polyacrylamide degradation in soil. *Geoderma* 145:8–16
- Fontaine S, Mariotti A, Abbadie L (2003) The priming effect of organic matter: a question of microbial competition? *Soil Biol Biochem* 35:837–843
- Fu S, Coleman DC, Schartz R, Potter R, Hendrix PF, Crossley D (2000)  $^{14}\text{C}$  distribution in soil organisms and respiration after the decomposition of crop residue in conventional tillage and no-till agroecosystems at Georgia Piedmont. *Soil Tillage Res* 57:31–41
- Glaser B, Lehmann J, Zech W (2002) Ameliorating physical and chemical properties of highly weathered soils in the tropics with charcoal—a review. *Biol Fert Soils* 35:219–230
- Gocke M, Pustovoytov K, Kuzyakov Y (2011) Carbonate recrystallization in root-free soil and rhizosphere of *Triticum aestivum* and *Lolium perenne* estimated by  $^{14}\text{C}$  labeling. *Biogeochem* 103:209–222



- Griffiths B, Ritz K, Ebbelwhite N, Dobson G (1998) Soil microbial community structure: effects of substrate loading rates. *Soil Biol Biochem* 31:145–153
- Guzman JG, Al-Kaisi M (2010) Landscape position and age of reconstructed prairies effect on soil organic carbon sequestration rate and aggregate associated carbon. *J Soil Water Conserv* 65:9–21
- Hamer U, Marschner B (2005) Priming effects in different soil types induced by fructose, alanine, oxalic acid and catechol additions. *Soil Biol Biochem* 37:445–454
- Hilscher A, Heister K, Siewert C, Knicker H (2009) Mineralisation and structural changes during the initial phase of microbial degradation of pyrogenic plant residues in soil. *Org Geochem* 40:332–342
- Jien SH, Wang CS (2013) Effects of biochar on soil properties and erosion potential in a highly weathered soil. *Catena* 110:225–233
- Jones D, Murphy D, Khalid M, Ahmad W, Edwards-Jones G, DeLuca T (2011) Short-term biochar-induced increase in soil CO<sub>2</sub> release is both biotically and abiotically mediated. *Soil Biol Biochem* 43:1723–1731
- Kasozi GN, Zimmerman AR, Nkedi-Kizza P, Gao B (2010) Catechol and humic acid sorption onto a range of laboratory-produced black carbons (biochars). *Environ Sci Technol* 44:6189–6195
- Katsalirou E, Deng S, Nofziger DL, Gerakis A (2010) Long-term management effects on organic C and N pools and activities of C-transforming enzymes in prairie soils. *Eur J Soil Biol* 46:335–341
- Kay-Shoemaker JL, Watwood ME, Lentz RD, Sojka RE (1998) Polyacrylamide as an organic nitrogen source for soil microorganisms with potential effects on inorganic soil nitrogen in agricultural soil. *Soil Biol Biochem* 30:1045–1052
- Kuzyakov Y (2006) Sources of CO<sub>2</sub> efflux from soil and review of partitioning methods. *Soil Biol Biochem* 38:425–448
- Kuzyakov Y, Cheng W (2004) Photosynthesis controls of CO<sub>2</sub> efflux from maize rhizosphere. *Plant Soil* 263:85–99
- Kuzyakov Y, Subbotina I, Chen H, Bogomolova I, Xu X (2009) Black carbon decomposition and incorporation into soil microbial biomass estimated by <sup>14</sup>C labeling. *Soil Biol Biochem* 41:210–219
- Kuzyakov Y, Bogomolova I, Glaser B (2014) Biochar stability in soil: decomposition during eight years and transformation as assessed by compound-specific <sup>14</sup>C analysis. *Soil Biol Biochem* 70:229–236
- Langer U, Rinklebe J (2011) Priming effect after glucose amendment in two different soils evaluated by SIR-and PLFA-technique. *Ecol Eng* 37:465–473
- Lee SB, Lee CH, Jung KY, Do Park K, Lee D, Kim PJ (2009) Changes of soil organic carbon and its fractions in relation to soil physical properties in a long-term fertilized paddy. *Soil Till Res* 104:227–232
- Lee S, Gantzer C, Thompson A, Anderson S (2010) Polyacrylamide and gypsum amendments for erosion and runoff control on two soil series. *J Soil Water Conserv* 65:233–242
- Lee SS, Shah HS, Awad YM, Kumar S, Ok YS (2015) Synergy effects of biochar and polyacrylamide on plants growth and soil erosion control. *Environ Earth Sci* 74:2463–2473
- Lehmann J, Gaunt J, Rondon M (2006) Bio-char sequestration in terrestrial ecosystems—a review. *Mitig Adapt Strateg Global Change* 11:395–419
- Lehmann J, Rillig MC, Thies J, Masiello CA, Hockaday WC, Crowley D (2011) Biochar effects on soil biota—a review. *Soil Biol Biochem* 43:1812–1836
- Lehmann J, Kuzyakov Y, Pan G, Ok YS (2015) Biochars and the plant-soil interface. *Plant Soil* 395:1–5
- Leita L, De Nobili M, Muhlbachova G, Mondini C, Marchiol L, Zerbi G (1995) Bioavailability and effects of heavy metals on soil microbial biomass survival during laboratory incubation. *Biol Fert Soils* 19:103–108
- Levy GJ, Miller WP (1999) Polyacrylamide adsorption and aggregate stability. *Soil Till Res* 51:121–128
- Liang B, Lehmann J, Sohi SP, Thies JE, O'Neill B, Trujillo L, Gaunt J, Solomon D, Grossman J, Neves EG, Luizão FJ (2010) Black carbon affects the cycling of non-black carbon in soil. *Org Geochem* 41:206–213
- Liu C, Wang H, Tang X, Guan Z, Reid BJ, Rajapaksha AU, Ok YS, Hui S (2016) Biochar increased water holding capacity but accelerated organic carbon leaching from a sloping farmland soil in China. *Environ Sci Pollu Res* 23:995–1006
- Lu W, Zhang H (2015) Response of biochar induced carbon mineralization priming effects to additional nitrogen in a sandy loam soil. *Appl Soil Ecol* 96:165–171
- Majumder B, Kuzyakov Y (2010) Effect of fertilization on decomposition of <sup>14</sup>C labelled plant residues and their incorporation into soil aggregates. *Soil Till Res* 109:94–102
- Mamedov A, Beckmann S, Huang C, Levy G (2007) Aggregate stability as affected by polyacrylamide molecular weight, soil texture, and water quality. *Soil Sci Soc Am J* 71:1909–1918
- Mikha MM, Rice CW (2004) Tillage and manure effects on soil and aggregate-associated carbon and nitrogen. *Soil Sci Soc Am J* 68:809–816
- Nagle GN (2002) The contribution of agricultural erosion to reservoir sedimentation in the Dominican Republic. *Water Policy* 3:491–505
- Neale S, Shah Z, Adams W (1997) Changes in microbial biomass and nitrogen turnover in acidic organic soils following liming. *Soil Biol Biochem* 29:1463–1474
- Novak J, Ro K, Ok YS, Sigua G, Spokas K, Uchimiya S, Bolan N (2016) Biochars multifunctional role as a novel technology in the agricultural, environmental, and industrial sectors. *Chemosphere* 142:1–3
- Ok YS, Chang SX, Gao B, Chung H-J (2015) SMART biochar technology—a shifting paradigm towards advanced materials and healthcare research. *Environ Technol Innovation* 4:206–209
- Panagos P, Borrelli P, Meusburger K, Alewell C, Lugato E, Montanarella L (2015) Estimating the soil erosion cover-management factor at the European scale. *Land Use Policy* 48:38–50
- Rinklebe J, Shaheen SM, Frohne T (2016) Amendment of biochar reduces the release of toxic elements under dynamic redox conditions in a contaminated floodplain soil. *Chemosphere* 142:41–47
- Santhi C, Srinivasan R, Arnold JG, Williams JR (2006) A modeling approach to evaluate the impacts of water quality management plans implemented in a watershed in Texas. *Environ Modell Software* 21(8):1141–1157
- SAS Institute (2004) SAS/STAT User's Guide, Release 9.1. SAS Institute Inc, Cary
- Sheldrick BH, Wang C (1993) Particle size distribution. In: Carter MR (ed) *Soil sampling and methods of analysis*. Can Soc Soil Sci. Lewis Publishers, Ann Arbor, pp 499–511
- Sojka R, Bjorneberg D, Entry J, Lentz R, Orts W (2007) Polyacrylamide in agriculture and environmental land management. *Adv Agron* 92:75–162
- Spokas K, Koskinen W, Baker J, Reicosky D (2009) Impacts of woodchip biochar additions on greenhouse gas production and sorption/degradation of two herbicides in a Minnesota soil. *Chemosphere* 77:574–581
- Sumner ME, Miller WP (1996) Cation exchange capacity and exchange coefficients. *Methods of soil analysis part 3. Chemical methods*, pp 1201–1229
- Usman A, Kuzyakov Y, Stahr K (2004) Dynamics of organic C mineralization and the mobile fraction of heavy metals in a calcareous soil incubated with organic wastes. *Water Air Soil Pollut* 158:401–418
- Van Groenigen K-J, Gorissen A, Six J, Harris D, Kuikman PJ, van Groenigen JW, van Kessel C (2005) Decomposition of <sup>14</sup>C-labeled roots in a pasture soil exposed to 10 years of elevated CO<sub>2</sub>. *Soil Biol Biochem* 37:497–506
- Vance E, Brookes P, Jenkinson D (1987) An extraction method for measuring soil microbial biomass C. *Soil Biol Biochem* 19:703–707
- Veihmeyer FJ, Hendrickson AH (1931) The moisture equivalent as a measure of the field capacity of soils. *Soil Sci* 32:181–194

- Vourlitis GL, Fernandez JS (2015) Carbon and nitrogen mineralization of semi-arid shrubland soils exposed to chronic nitrogen inputs and pulses of labile carbon and nitrogen. *J Arid Environ* 122:37–45
- Wang J, Pan X, Liu Y, Zhang X, Xiong Z (2012) Effects of biochar amendment in two soils on greenhouse gas emissions and crop production. *Plant Soil* 360:287–298
- Wang Y, Hu Y, Zhao X, Wang S, Xing G (2013) Comparisons of biochar properties from wood material and crop residues at different temperatures and residence times. *Energ Fuels* 27:5890–5899
- Wang J, Xiong Z, Kuzyakov Y (2015) Biochar stability in soil: meta-analysis of decomposition and priming effects. *Glob Change Biol*. doi:10.1111/gcbb.12266
- Wu J, Joergensen R, Pommerening B, Chaussod R, Brookes P (1990) Measurement of soil microbial biomass C by fumigation-extraction—an automated procedure. *Soil Biol Biochem* 22:1167–1169
- Wu L, Ok YS, Xu XL, Kuzyakov Y (2012) Effects of anionic polyacrylamide on maize growth: a short term  $^{14}\text{C}$  labeling study. *Plant Soil* 350:311–322
- Yang Y, Sheng G (2003) Enhanced pesticide sorption by soils containing particulate matter from crop residue burns. *Environ Sci Technol* 37:3635–3639
- Zibilske LM (1994) Carbon Mineralization. In: Weaver RW, Angle S, Bottomley P, Bezdicek D, Smith S, Tabatabai A et al (eds) *Methods of soil analysis, part 2, microbiological and biochemical properties*. Soil Science Society of America Book Series, vol. 5, Soil Sci Soc Am, Inc, Madison, pp 835–864
- Zimmerman AR, Gao B, Ahn M-Y (2011) Positive and negative carbon mineralization priming effects among a variety of biochar-amended soils. *Soil Biol Biochem* 43:1169–1179